



Corporate Tax Registration User Manual

Date: January 2023

Version 1.0.0.0

Private and Confidential

This document contains information which is confidential and proprietary to the Federal Tax Authority. Any dissemination, distribution, copying, use of or reliance upon the confidential and proprietary information contained herein is unauthorized and strictly prohibited.



Document Control Information







Document Version Control

Version No.	Date	Prepared/Reviewed by	Comments



Navigating Through EmaraTax

The Following Tabs and Buttons are available to help you navigate through this process

Button	Description
In the Portal	
 User types	This is used to toggle between various personas within the user profile such as Taxable Person, Tax Agent, Tax Agency, Legal Representative etc
	This is used to enable the Text to Speech feature of the portal
English عربي	This is used to toggle between the English and Arabic versions of the portal
	This is used to decrease, reset, and increase the screen resolution of the user interface of the portal
 Manage Account	This is used to manage the user profile details such as the Name, Registered Email address, Registered Mobile number, and password
 Log Out	This is used to log off from the portal
In the Business Process application	
Previous Step	This is used to go the Previous section of the Input Form
Next Step	This is used to go the Next section of the Input Form
Save as Draft	This is used to save the application as draft, so that it can be completed later
	This menu on the top gives an overview of the various sections within the. All the sections need to be completed in order to submit the application for review. The Current section is highlighted in Blue and the completed sections are highlighted in green with a check

The Federal Tax Authority offers a range of comprehensive and distinguished electronic services in order to provide the opportunity for taxpayers to benefit from these services in the best and simplest ways. To get more information on these services Click [Here](#)

Corporate Tax Registration Table of Contents



Document Control Information	2
Navigating Through EmaraTax	3
Corporate Tax Registration	4
Introduction	5
Login to EmaraTax	6
EmaraTax Taxable person dashboard	10
Guidelines and Instructions	11
Entity Details Section	14
Identification Details	19
Main License Details	19
Business Activities	21
Owner Details	23
Contact Details	29
Authorized Signatory	32
Review and Declaration	36
Post Application Submission	39
Correspondences	40



Introduction



This manual is prepared to help you navigate through the Federal Tax Authority (FTA) portal and submit the Corporate Tax Registration application. You must be eligible to register for Corporate Tax mandatorily or voluntarily as per the criteria stipulated in Federal Decree Law Number (47) of 2022 on Taxation of Corporations and Businesses. The applicant can be a natural person (For example, Individual), or a legal person (For example, a Public Joint Stock Company, Incorporated, government body).



Login to EmaraTax



Are you an existing e-Services user? ▼

Don't have an account?

If you do not already have an account with the FTA please signup here

[Sign Up](#)

Got any question on the new system?
[Read the FAQs](#)

Welcome to Federal Tax Authority EmaraTax

Login

Login with your E-mail

E-mail Address

Password

[Forgot password?](#)

Enter Security Code

[715568](#)

[Login](#)

Login with your Identity Solution

A trusted digital identity solution for easy login to EmaraTax is being setup and would be enabled soon

(Coming Soon)



- You can login into the EmaraTax account using your login credentials or using UAE Pass. If you do not have an EmaraTax account, you can sign-up for an account by clicking the 'sign up' button. If you have forgotten your password, you can use the "forgot password" feature to reset your password.
- If you login via your registered email and password, on successful login, the EmaraTax online user dashboard will be displayed. If you had opted for 2 factor authentication, you will be required to enter the OTP received in your registered email and mobile number to successfully login.
- If you wish to login via UAE Pass, you will be redirected to UAE Pass. On successful UAE Pass login, you will be redirected back to the EmaraTax online user dashboard.



Home

What are you looking for?

HOME

OTHER SERVICES

MY CORRESPONDENCE

Create New Taxable Person Profile

Profile Name In English

Profile Name In Arabic

Preferred Language

Preferred Communication Channel

Upload Taxable Person Logo (Optional)

Max File Size : 5 MB

Formats : JPEG, PNG

Maximum number of files : 1

Create

Taxable Person List

Search by TRN Number Taxable Person

Search

Company B

Company 1

Company A

View

View

View

QUICK LINKS

tax.gov.ae

Help Center (Coming Soon)

Glossary

OTHER LINKS

What's New

FAQs

Contact Us

Inquiries and Complaints

OUR LOCATION

Emirates Property Investment Company Building, P.O. Box 2440, Abu Dhabi, U.A.E

Central Park Business Towers - DIFC, P.O. Box 2440, Dubai, U.A.E

800 822923

info@tax.gov.ae

Step	Action
(1)	On successful login, the Taxable Person list screen is displayed. It displays the list of the Taxable Person linked to your EmaraTax user profile. If there are no Taxable Person linked to your user profile, this list will be empty and you would need to create a Taxable Person.



Step	Action
(1)	To create a new Taxable Person, enter the mandatory details and click 'Create'. The new Taxable Person will be displayed in the list.



Home

What are you looking for?

User Type

HOME

OTHER SERVICES

MY CORRESPONDENCE

Create New Taxable Person Profile

Profile Name in English

Profile Name in Arabic

Preferred Language

Preferred Communication Channel

Upload Taxable Person Logo (Optional)

Add

Drag files here

Max File Size : 5 MB

Formats : JPEG, JPG, PNG

Maximum number of files : 1

Create

Taxable Person List

Search by TRN Number or Taxable Person

Search

Company B

View

Company 1

View

Company A

View

OUR LOCATION

1

Emirates Property Investment Company Building, P.O. Box 2440, Abu Dhabi, U.A.E

Central Park Business Towers - DIFC, P.O. Box 2440, Dubai, U.A.E

800 82923

info@tax.gov.ae

QUICK LINKS

tax.gov.ae

Help Center (Coming Soon)

Glossary

OTHER LINKS

What's New

FAQs

Contact Us

Inquiries and Complaints

177

W.E

Step	Action
(1)	Select the Taxable Person from the list and click 'View' to open the dashboard.



EmaraTax Taxable person dashboard

Step	Action
(1)	Click 'Register' on the Corporate Tax tile within the Taxable Person dashboard to initiate the Corporate Tax registration application.

Guidelines and Instructions

الهيئة الاتحادية للضرائب
FEDERAL TAX AUTHORITY

abc64@web.com What are you looking for? User Type عربي -A +A

Corporate Tax Registration

No. of form sections 5 sections	Expected time to complete this application 30 minutes	Expected fees for this service Free of charge
------------------------------------	--	--

Tutorial materials

[Watch Video Tutorial](#)
[Download User Manual](#)

Content will be available soon

Required Documents

The following is designed to help you prepare the set of requirements that you should have to hand while completing the application form accurately:

A. In case of registrant is a Natural Person

- Emirates ID / Passport of the Taxable person

B. In case of registrant is a Legal Person

- Emirates ID / Passport of authorised signatory
- Proof of authorization for the authorized signatory

Accepted file types are PDF, DOC and DOCX. The individual file size limit is 15MB.

Service Details

About the Service

Use this service to register for CT and obtain a Tax Registration Number (TRN).

Eligibility Criteria

Service Steps

FAQs

☐ I confirm that I have read the above instructions and guidelines

[Back](#) [Start](#)



The 'guidelines and instructions' page is designed to help you understand certain important requirements relating to CT registration in the UAE. It also provides guidance on what information you should have in hand when you are completing the CT registration application.



abc64@web.com What are you looking for? User Type عربي

Home » Company » Corporate Tax Registration

Corporate Tax Registration

No. of form sections
5 sections

Expected time to complete this application
30 minutes

Expected fees for this service
Free of charge

Tutorial materials
[Watch Video Tutorial](#)
[Download User Manual](#)
 Content will be available soon

Required Documents
 The following is designed to help you prepare the set of requirements that you should have to hand while completing the application form accurately:
 A. In case of registrant is a Natural Person
 • Emirates ID / Passport of the Taxable person
 B. In case of registrant is a Legal Person
 • Emirates ID / Passport of authorised signatory
 • Proof of authorization for the authorised signatory
 Accepted file types are PDF, DOC and DOCK. The individual file size limit is 15MB.

Service Details

About the Service
 Use this service to register for CT and obtain a Tax Registration Number (TRN).

Eligibility Criteria

Service Steps

FAQs

☒ I confirm that I have read the above instructions and guidelines

Back Start

Step	Action
(1)	A screen will appear with guidelines and instructions. Read the guidelines and instructions for CT Registration and mark the checkbox to confirm.

abc64@web.com What are you looking for? User Type عربي

Home > Corporate Tax Registration

Corporate Tax Registration

No. of form sections
3 sections

Expected time to complete this application
30 minutes

Expected fees for this service
Free of charge

Tutorial materials
[Watch Video Tutorial](#)
[Download User Manual](#)
 Content will be available soon

Required Documents
 The following is designed to help you prepare the set of requirements that you should have to hand while completing the application form accurately:
 A. In case of registrant is a Natural Person
 • Emirates ID / Passport of the Taxable person
 B. In case of registrant is a Legal Person
 • Emirates ID / Passport of authorised signatory
 • Proof of authorization for the authorized signatory
 Accepted file types are PDF, DOC and DOCK. The individual file size limit is 15MB.

Service Details

About the Service
 Use this service to register for CT and obtain a Tax Registration Number (TRN).

Eligibility Criteria

Service Steps

FAQs

☒ I confirm that I have read the above instructions and guidelines

Back Cancel Start

Step	Action
(1)	Click 'Start' to initiate the CT Registration application.



Entity Details Section

abc64@web.com What are you looking for?

Home > Company > Corporate Tax Registration

Corporate Tax Registration

1 Entity Details 2 Identification Details 3 Contact Details 4 Authorized Signatory 5 Review and Declaration

Entity Details

Entity Type: Legal Person Entity Sub-Type: UAE Public Joint Stock Company

Country of Registration/Incorporation: Date of Incorporation: DD/MM/YYYY

Corporate Tax Period:

Previous Step Cancel Save as Draft Next Step



- The application is divided into a number of short sections which deal with various aspects of the registration process. The progress bar displays the number of sections required to complete the application. The section you are currently in, is highlighted as blue. Once you progress to the next section successfully, the previous section will be highlighted as green.
- In order to move from one section to the next, all mandatory fields of the current section must be entered. The fields which are optional are marked as optional next to the field name.
- You are requested to ensure that the documents submitted, support the information entered by you in the application. This would help to avoid any rejection or resubmission of the application later.



abc64@web.com What are you looking for? User Type عربي

Home Company Corporate Tax Registration

Corporate Tax Registration

- Entity Details
- Identification Details
- Contact Details
- Authorized Signatory
- Review and Declaration

Entity Details

Entity Type

Legal Person

Country of Registration/Incorporation

Corporate Tax Period

Entity Sub-Type

UAE Public Joint Stock Company

Date of Incorporation

DD/MM/YYYY

Previous Step

Cancel

Save as Draft

Next Step

Step	Action
(1)	Select the Entity Type of your business from the list in the entity details section. Note that the input fields in this section may vary based on the entity type selected.



abc64@web.com What are you looking for? User Type ٧٩٤

Home » Company » Corporate Tax Registration

Corporate Tax Registration

- Entity Details
- Identification Details
- Contact Details
- Authorized Signatory
- Review and Declaration

Entity Details

Entity Type

Legal Person

Entity Sub-Type

UAE Public Joint Stock Company

Country of Registration/Incorporation

Date of Incorporation

DD/MM/YYYY

Corporate Tax Period

You will be able to see the following list of entity types and respective sub-types in the application:

- Legal Person - UAE Public Joint Stock Company
- Legal Person - UAE Private Company (incl. an Establishment)
- Legal Person - UAE Partnership
- Legal Person - Foreign Company
- Legal Person - Club or Association or Society
- Legal Person - Trust
- Legal Person - Charity
- Legal Person - Foundation
- Legal Person - Federal Government Entity
- Legal Person - Emirate Government Entity
- Legal Person - Other
- Natural Person - Individual
- Natural Person - Sole Proprietorship/Establishment or Civil Company
- Natural Person - Partner in a Partnership
- Natural Person - Other

However, registration is currently only available for the below entity and sub-types:

- Legal Person - UAE Public Joint Stock Company
- Legal Person - UAE Private Company (incl. an Establishment)



abc64@web.com What are you looking for? User Type ٧٧٤

Home » Company » Corporate Tax Registration

Corporate Tax Registration

- Entity Details
- Identification Details
- Contact Details
- Authorized Signatory
- Review and Declaration

Entity Details

Entity Type: Legal Person Entity Sub-Type: UAE Public Joint Stock Company

Country of Registration/Incorporation: Date of Incorporation: DD/MM/YYYY

Corporate Tax Period:

Previous Step Cancel Save as Draft Next Step

Step	Action
(1)	You may click on 'Save as draft' to save your application and return to continue working on your application later.



abc64@web.com What are you looking for? User Type عربي

Home » Company » Corporate Tax Registration

Corporate Tax Registration

- Entity Details
- Identification Details
- Contact Details
- Authorized Signatory
- Review and Declaration

Entity Details

Entity Type: Legal Person Entity Sub-Type: UAE Public Joint Stock Company

Country of Registration/Incorporation: Date of Incorporation: DD/MM/YYYY

Corporate Tax Period:

Previous Step Cancel Save as Draft Next Step

Step	Action
(1)	After completing all the mandatory fields, click 'Next Step' to save and proceed to the 'Identification Details' section.

Identification Details

Main License Details

Corporate Tax Registration

1 Entity Details 2 Identification Details 3 Contact Details 4 Authorized Signatory 5 Review and Declaration

Identification Details

Main License Details

Trade License Issuing Authority: Dubai Academic City

Trade License Number: DSFAW717

License Issue Date: DD/MM/YYYY

License Expiry Date: DD/MM/YYYY

Legal Name in English:

Legal Name in Arabic:

Trade Name in English:

Trade Name in Arabic:

Business Activities Details

Primary Activity	Industry	Main Group	Sub-Group	Business Activities	Activity Code	Actions
No data						

Previous Step Cancel Save as Draft Next Step

Step	Action
(1)	Depending on the 'Entity Type' selected, you are required to provide the main trade license details in the identification details section.



Business Activities

abc54@web.com What are you looking for? User Type عربي

Home Company Corporate Tax Registration

Corporate Tax Registration

1 Entity Details 2 Identification Details 3 Contact Details 4 Authorized Signatory 5 Review and Declaration

Identification Details

Main License Details

Trade License Issuing Authority: Dubai Academic City Trade License Number: DSFAV717

License Issue Date: DD/MM/YYYY License Expiry Date: DD/MM/YYYY

Legal Name in English: Legal Name in Arabic:

Trade Name in English: Trade Name in Arabic:

Business Activities Details

+ Add Business Activity

Primary Activity	Industry	Main Group	Sub-Group	Business Activities	Activity Code	Actions
No data						

Previous Step Cancel Save as Draft Next Step

Step	Action
(1)	Click on 'Add Business Activities' to enter all the business activity information associated with the trade license.



Business Activities

Industry: Manufacturing

Main Group: Manufacture of food products

Sub-Group: Processing and preserving of meat

Activity: Processing and preserving of meat

Activity Code: 1010

Add

Previous Step Cancel Save as Draft Next Step

Step	Action
(1)	Enter the mandatory business activity information and click on Add.



Owner Details

Corporate Tax Registration

Business Activities

Industry: Manufacturing

Main Group: Manufacture of food products

Sub-Group: Processing and preserving of meat

Activity: Processing and preserving of meat

Activity Code: 1010

Add

Legal Name in English:

Legal Name in Arabic:

Trade Name in English:

Trade Name in Arabic:

Previous Step Cancel Save as Draft Next Step



Ensure that the information about all your business activities is included. The activity code will get populated on the screen.



abc64@web.com What are you looking for? User Type عربي -A A +A

Home > Corporate Tax Registration

Corporate Tax Registration

Trade Name in English Trade Name in Arabic

Business Activities Details + Add Business Activity

Primary Activity	Industry	Main Group	Sub-Group	Business Activities	Activity Code	Actions
<input checked="" type="radio"/>	Manufacturing	Manufacture of food products	Processing and preserving of meat	Processing and preserving of meat	1010	***

Owners List

Provide details of all Owners who have a shareholding of 25% or more.

+ Add Owner

Owner Type	Owner Name in English	Owner Name in Arabic	Emirates ID Number	Shareholding Percentage	Actions
No data					

Local Branch Details

Previous Step Cancel Save as Draft Next Step

Step	Action
(1)	Click on 'Add Owners' to enter all the owners that have a 25% or more ownership in the entity being registered



Owner Details

Owner Type: Legal Person

Legal Name in English: Company A

Trade Name in English: Company A

Legal Name in Arabic: الشركة أ

Trade Name in Arabic: الشركة أ

Ownership Start Date: 23/12/2022

Shareholding Percentage: 50

Corporate Tax TRN (Optional):

Add

Previous Step Cancel Save as Draft Next Step

Step	Action
(1)	Enter the mandatory owner information and click on Add.



Branch Details

الهيئة الاتحادية للضرائب
FEDERAL TAX AUTHORITY

abc54@web.com What are you looking for?

User Type عربي -A A +A

Home Company Corporate Tax Registration

Corporate Tax Registration

Primary Activity	Industry	Main Group	Sub-Group	Business Activities	Activity Code	Actions
<input checked="" type="radio"/>	Manufacturing	Manufacture of food products	Processing and preserving of meat	Processing and preserving of meat	1010	...

Owners List

Provide details of all Owners who have a shareholding of 25% or more.

Owner Type	Owner Name in English	Owner Name in Arabic	Emirates ID Number	Shareholding Percentage	Actions
Legal Person	Company A	شركة أ		50.00	...

+ Add Owner

Local Branch Details


Do you have branches in UAE?

☒ Yes ☐ No

Add New Branch

Previous Step Cancel Save as Draft Next Step

Step	Action
(1)	Select 'Yes', if you have one or more branches, and add the local branch details. For each branch, enter the trade license details and associated business activities and owners list.



الهيئة الاتحادية للضرائب
FEDERAL TAX AUTHORITY

User Type
عربي
🌐
A
A
+A

Home > Company A > Corporate Tax Registration

Corporate Tax Registration

Primary Activity	Industry	Main Group	Sub-Group	Business Activities	Activity Code	Actions
<input checked="" type="radio"/>	Manufacturing	Manufacture of food products	Processing and preserving of meat	Processing and preserving of meat	1010	...

Owners List

Provide details of all Owners who have a shareholding of 25% or more.

Owner Type	Owner Name in English	Owner Name in Arabic	Emirates ID Number	Shareholding Percentage	Actions
Legal Person	Company A	الشركة أ		50.00	... + Add Owner

Local Branch Details

Do you have branches in UAE?

☒ Yes ☐ No

Previous Step
Cancel
Save as Draft
Next Step



The registration will be in the name of head office meeting the relevant criteria. Registration will not be performed in the name of Branch. Even if you are operating via branches in more than one Emirate, only one CT registration is required.



abc64@web.com What are you looking for? User Type عربي -A A +A

Home > Company A > Corporate Tax Registration

Corporate Tax Registration

Primary Activity	Industry	Main Group	Sub-Group	Business Activities	Activity Code	Actions
<input checked="" type="radio"/>	Manufacturing	Manufacture of food products	Processing and preserving of meat	Processing and preserving of meat	1010	...

Owners List

Provide details of all Owners who have a shareholding of 25% or more.

+ Add Owner

Owner Type	Owner Name in English	Owner Name in Arabic	Emirates ID Number	Shareholding Percentage	Actions
Legal Person	Company A	الشركة أ		50.00	...

Local Branch Details

Do you have branches in UAE?

☐ Yes ☒ No

Previous Step Cancel Save as Draft Next Step

Step	Action
(1)	After completing all mandatory fields, click 'Next Step' to save and proceed to the 'Contact Details' section



Contact Details

الهيئة الاتحادية للضرائب
FEDERAL TAX AUTHORITY

abc64@web.com What are you looking for?

User Type عربي -A A +A

Corporate Tax Registration

1 Entity Details 2 Identification Details 3 Contact Details 4 Authorized Signatory 5 Review and Declaration

Contact Details

If you have a trade license in the UAE, please ensure that the address details that you enter are identical to the information on the trade license.
For natural persons, enter the address details of your house.

Country: United Arab Emirates Building Name & Number: Trade Center 1

Street: Al Khail Street Area: ICD Brookfield

City: Dubai Emirate: Dubai

Country Code: +971 (United Arab Emirates) Mobile Number: 123456789 Country Code: +971 (United Arab Emirates) Landline Number: 123456789

Email ID: abc64@web.com P.O. Box (Optional): 21

Previous Step Cancel Save as Draft Next Step

Step	Action
(1)	Enter the registered address details of the business.



abc54@web.com What are you looking for? User Type عربي

Home Corporate Tax Registration

Corporate Tax Registration

1 Entity Details 2 Identification Details 3 Contact Details 4 Authorized Signatory 5 Review and Declaration

Contact Details

If you have a trade license in the UAE, please ensure that the address details that you enter are identical to the information on the trade license.
For natural persons, enter the address details of your house.

Country United Arab Emirates	Building Name & Number Trade Center 1
Street Al Khail Street	Area ICD Brookfield
City Dubai	Emirate Dubai
Country Code +971 (United Arab Emirates)	Mobile Number 123456789
Country Code +971 (United Arab Emirates)	Landline Number 123456789
Email ID abc54@web.com	P.O. Box (Optional) 214

Previous Step Cancel Save as Draft Next Step



- Do not use another company's address (for example, your accountant). If you have multiple addresses, provide details of the place where most of the day-to-day activities of the business are carried out.
- If you are a foreign business applying to register for UAE CT, you may choose to appoint a tax agent in the UAE. In such cases, provide the necessary details.



abc64@web.com What are you looking for? User Type عربي -A A +A

Home Corporate Tax Registration

Corporate Tax Registration

1 Entity Details 2 Identification Details 3 Contact Details 4 Authorized Signatory 5 Review and Declaration

Contact Details

If you have a trade license in the UAE, please ensure that the address details that you enter are identical to the information on the trade license.
For natural persons, enter the address details of your house.

Country: United Arab Emirates Building Name & Number: Trade Center 1

Street: Al Khafji Street Area: ICD Brookfield

City: Dubai Emirate: Dubai

Country Code: +971 (United Arab Emirates) Mobile Number: 123456789 Country Code: +971 (United Arab Emirates) Landline Number: 123456789

Email ID: abc64@web.com P.O. Box (Optional): 214

Previous Step Cancel Save as Draft Next Step

Step	Action
(1)	After completing all mandatory fields, click 'Next Step' to save and proceed to the 'Authorized Signatory' section.

Authorized Signatory

abc64@web.com What are you looking for? User Type عربي -A A +A

Corporate Tax Registration

1 Entity Details 2 Identification Details 3 Contact Details 4 Authorized Signatory 5 Review and Declaration

Authorized Signatory

Authorized Signatory List

+ Add Authorized Signatory

Customize Columns Search

Name in English	Name in Arabic	ID Number	Email ID	Actions
No data				

Previous Step Cancel Save as Draft Next Step

Step	Action
(1)	Click 'Add Authorized Signatory' to enter the Authorized Signatory details.



Authorized Signatory

First Name In English
Company

Last Name In English
A

First Name In Arabic
شركة

Last Name In Arabic
شركة

Country Code
+971 (United Arab Emirates)

Mobile Number
12345689

Email ID
abc54@web.com

Designation
Manager

Is the authorized signatory a resident of the UAE?
☐ Yes ☒ No

Passport Number
91234567

Upload Copy of Passport
Add/View()

Drag Files here
Max file size: 15 MB
Formats: PDF, DOC
Max. No. of files: 3

Passport Issuing Country
United Kingdom

Passport Expiry Date
28/12/2019

Source of Authorization
Memorandum of Association

Upload Memorandum of Association
Add/View()

Drag Files here
Max file size: 15 MB
Formats: PDF, DOC
Max. No. of files: 3

Add

Previous Step Cancel Save as Draft Next Step

Step	Action
(1)	After entering the required information for an Authorized Signatory, click 'Add'



- Evidence of authorization may include a Power of Attorney or Memorandum of Association in the case of legal persons.
- You can add one or more Authorized Signatory, if required.



abc64@web.com What are you looking for? User Type عربي -A A +A

Home > Company > Corporate Tax Registration

Corporate Tax Registration

1 Entity Details 2 Identification Details 3 Contact Details 4 Authorized Signatory 5 Review and Declaration

Authorized Signatory

Authorized Signatory List + Add Authorized Signatory

Name in English	Name in Arabic	ID Number	Email ID	Actions
Company A	شركة أ	PA1234567	abc64@web.com	***

Previous Step Cancel Save as Draft **Next Step**

Step	Action
(1)	After completing all mandatory fields, click 'Next Step' to save and proceed to the 'Review and Declaration' section.



Review and Declaration

abc64@web.com What are you looking for?

Corporate Tax Registration

Country Code: +971 (United Arab Emirates) Landline Number: 12345678 Country Code: +971 (United Arab Emirates) Mobile Number: 123456789

Email ID: abc64@web.com P.O. Box (Optional): 213

Step 4: Authorized Signatory

Edit

Name in English	Name in Arabic	ID Number	Email ID
Company A	شركة أ ش.م.ع	PA1234567	abc64@web.com

Declaration

First Name in English: ABC Web Last Name in English: Test


First Name in Arabic: 234567 Last Name in Arabic: 4329043

Country Code: +971 (United Arab Emirates) Mobile Number: 789456455 Email: ABC64@WEB.COM

Submission Date: 29/12/2022

☐ I declare that all information provided on this application is true, accurate and complete to the best of my knowledge and belief

Previous Step Cancel Save as Draft Submit

 This section highlights all the details entered by you across the application. You are requested to review and submit the application formally.



abc64@web.com What are you looking for? User Type 1004

Corporate Tax Registration

Country Code +971 (United Arab Emirates) Landline Number 12345678 Country Code +971 (United Arab Emirates) Mobile Number 123456789
Email ID abc64@web.com P.O. Box (Optional) 213

Step 4: Authorized Signatory

Name in English Name in Arabic ID Number Email ID
Company A شركة أ ب PA1234567 abc64@web.com

Declaration

First Name in English ABC Web Last Name in English Text
First Name in Arabic 23456 Last Name in Arabic 4329043
Country Code +971 (United Arab Emirates) Mobile Number 989456789 Email ABC64@WEB.COM
Submission Date 29/12/2022

☒ I declare that all information provided on this application is true, accurate and complete to the best of my knowledge and belief

Previous Step Cancel Save as Draft Submit

Step	Action
(1)	After carefully reviewing all of the information entered on the application, mark the checkbox to declare the correctness of the information provided in the application.



Corporate Tax Registration

Country Code: +971 (United Arab Emirates) Landline Number: 12345678 Country Code: +971 (United Arab Emirates) Mobile Number: 123456789

Email ID: abc64@web.com P.O. Box (Optional): 215

Step 4: Authorized Signatory

Name in English: Company A Name in Arabic: شركة أ ب ID Number: PA1234567 Email ID: abc64@web.com

Declaration

First Name in English: ABC Web Last Name in English: Test

First Name in Arabic: 234567 Last Name in Arabic: 4329043

Country Code: +971 (United Arab Emirates) Mobile Number: 78943210 Email: ABC64@WEB.COM

Submission Date: 29/12/2022

I declare that all information provided on this application is true, accurate and complete to the best of my knowledge and belief

Previous Step Cancel Save as Draft Submit

Step	Action
(1)	Click 'Submit' to submit the Corporate Tax Registration application.



Post Application Submission

The screenshot displays the 'Corporate Tax Registration' page on the FTA website. The main heading is 'Application Submitted Successfully'. To the left is an illustration of a document with a checkmark. To the right, the following details are listed:

- Entity Name : Company A
- Applicant Name : ABC Web Test
- Reference Number : 101000000159
- Submission Date & Time : 29 December 2022, 15:02 GST

Below the details, a status indicator shows 'Pending Approval'. At the bottom, there are sections for 'What's Next' and 'Important Notes'.

What's Next:

1. Processing your application:
- a) Your application will now be reviewed by the FTA. If we require more information to assist with our review, you will be notified. You will need to provide the information requested in order for us to continue processing your application.
- b) Once we have completed our review, we will either approve or, in some cases, may have to reject the application. We will notify you by email of our decision.
- c) Where we reject an application, we will provide you with the reasons for doing so. You may re-apply but only once you have resolved the matters brought to your attention.

2. CT registration certificate

a) Following approval of your registration application you will be registered for CT, and a CT TRN (Tax Registration Number) and registration certificate shall be issued to you. You can download the registration certificate from your EmaraTax account.

Important Notes:

1. The status of your application will be updated in the dashboard of your taxpayer portal. You can check it at any time by log in to the taxpayer portal.

After your application is submitted successfully, a Reference Number is generated for your submitted application. Note this reference number for future communication with FTA.

What's next?



- Once the application is submitted, the FTA shall approve, reject or resubmit for additional information and notify the applicant accordingly.
- If the FTA requires any further details from you in order to assist with the verification of your application, you will receive an email notification setting out the information required from you.
- Once the FTA confirms acceptance of your application, you will be notified of the decision.
- The status of your application in the dashboard will be updated accordingly. You may check your application status in the dashboard from time to time.
- Read the "What Next" and "Important Notes".



Correspondences



Taxpayer receives the following correspondences:

- Application submission acknowledgment.
- Additional information notification (only if FTA requires more information to assist with their review of your application).
- Application approval or rejection notification.



Thank you